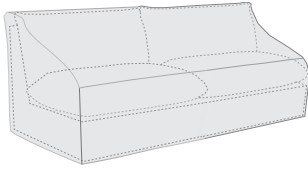


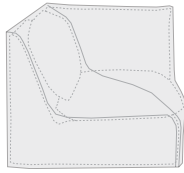
SERENA & LILY

Hamptons Modular Collection Guide

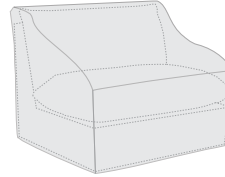
Just as your sectional is modular, so is your furniture cover.
This allows you to protect your furniture exactly as it is set up.



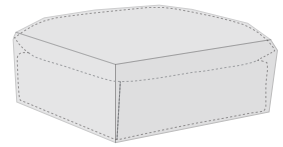
SOFA COVER



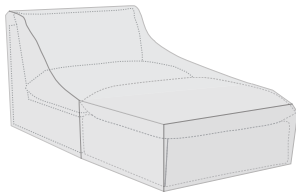
CORNER COVER



CHAIR COVER

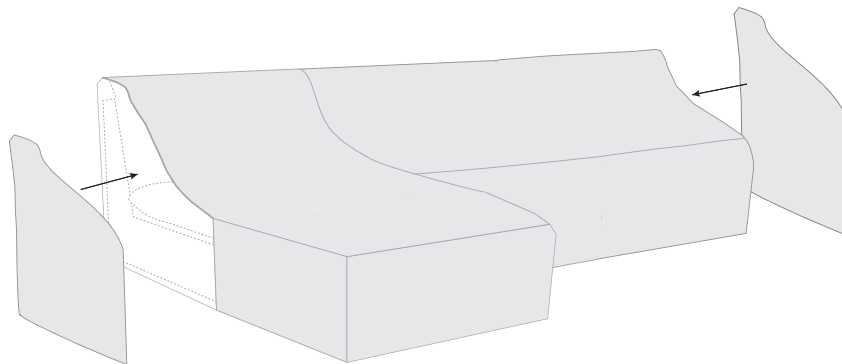


OTTOMAN COVER



CHAISE COVER

Each end of your configuration will require end panels to close off the furniture for complete coverage.



Furniture covers are designed to fit and zip together snugly for maximum protection and to prevent moisture from accumulating between the cover and furniture.

HOW TO USE:

1. Set up your sectional as you normally configure it.
2. Make sure it's clean and completely dry before putting on the cover.
3. Lay the back cushions flat on the seat so the covers can fit properly over your sectional.
4. Drape each cover over the corresponding piece of the sectional. The long strap should be in the back of the sectional and the short buckle should be in the front or side that you sit on.
5. The panels do not have any straps; those will go on the ends of your sectional. The side that does not have a zipper will face the floor.
6. Zip covers together starting from back to front.
7. To ensure the covers are secure, pull the long strap under the furniture and secure the buckle in the front.